

# HANDLES

Luxury You Can Feel

 TECHNICAL INFORMATION



 **PANDA**  
WINDOWS & DOORS



## LIFT & SLIDE HANDLE OPTIONS

Choose from several handle designs and finishes for your Lift & Slide Door System. Interested in selecting a handle not pictured below? Our engineering & design team are here to assist you with further customizable options!

**Handle Finishes**  
(All Models):  
Nero Cal, Satin Chrome

**Priamo**



**Enea**



**Laser**



**Hoppe Folding Handle**



This handle is recessed into the panel and is primarily for use in applications where the door is pocketed; as no additional space for handle depth is available. This handle comes in Alpine Forest (Brushed Nickel), Rustic Umber (Dark Bronze), and Matte Black.

*\*\*not offered for the LTS.30, LTS.31, LS.30, LS.31, S.85 or the TS.87.*

**Temporary Handle**



Standard for every system that features two or more operable panels. This allows operation of interior panels without a permanent handle. This handle comes in a mill finish, but can also be powder coated to match the color of the system.

**Recessed Handle**



This handle is recessed into the panel and is primarily for use in applications where the door is pocketed; as no additional space for handle depth is available. This handle comes in Silver, White, Brown, and Black.

**Q-Arte**



This handle is a sleek combination of comfort and design. Available in Satin Chrome, Oil Rubbed Bronze, and Satin Black.

## MULTI-SLIDE DOOR HANDLE OPTIONS

Panda offers several handle designs and finishes for your Multi-Slide Door System. Interested in selecting a handle not pictured below? Our engineering & design team are here to assist you with further customizable options!

**Cremone**



This handle comes standard in black (RAL 9009), but can also be powder coated to match the system. Please note, this handle is available only for the S.81 and TS.83 systems.

**Tower**



This handle is recessed into the panel and is intended for applications where the door is pocketed with no additional space for handle depth. Please note, this handle is available only for the S.81 and TS.83 systems.

**Recessed**



This handle is recessed into the panel and is intended for applications where the door is pocketed with no additional space for handle depth. Please note, this handle is available only for the S.81 and TS.83 systems.

**Flush**



This handle is recessed into the panel and is intended for applications where the door is pocketed with no additional space for handle depth. This handle comes standard in black, or silver. Please note, this handle is available for the S.90 and the S.39 and S.90 screens.

**Tev 500**



This handle is recessed into the panel and is intended for applications where the door is pocketed with no additional space for handle depth. This handle is available in Satin Chrome, White, Oil Rubbed Bronze, and Black.

*\*\*This handle is offered for Panda Select series Multi-Slide Doors only.*

## FOLDING HANDLE OPTIONS

Choose from several handle designs and finishes for your Folding Door System. Interested in selecting a handle not pictured below? Our engineering & design team is here to assist you with further customizable options!

Panda 150



Our standard throw handle. The finish is powder coated to match the system.

Panda 200



This pull handle (also known as a D-Ring) is used on every Folding Door system to pull door panels together to operate the throw handle when closing the system. Finish is powder coated to match the system.

Panda 300



An alternative throw handle designed specifically for Ultra folding doors. Finish is powder coated to match the system.

Panda-V



An alternative throw handle design for wood systems. Finish is powder coated to match the system.

Panda-V (Lock)



An alternate throw handle designed for wood systems. Finish is powder coated to match the system.

Aria Throw



Alternate throw handle design that matches the swing door handle style 'Aria'. The finish is powder coated to match the system.

## HSW HANDLE OPTIONS

Panda offers several handle designs and finishes for your HSW Door System. Interested in selecting a handle not pictured below? Our engineering & design team is here to assist you with further customizable options!

Panda 150



Our standard throw handle. The finish is powder coated to match the system.

Panda-V



An alternative throw handle design for wood systems. Finish is powder coated to match the system.

Panda-V (Lock)



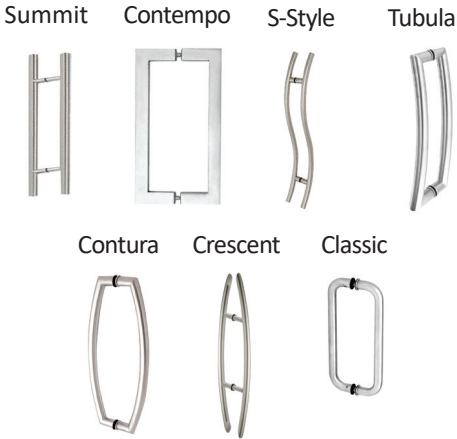
An alternate throw handle designed for wood systems. Finish is powder coated to match the system.

Aria Throw




Alternate throw handle design that matches the swing door handle style 'Aria'. The finish is powder coated to match the system.

Pull Handles



An alternate operable door handle used on systems that incorporate operable doors. The finish is powder coated to match the system.

Acacia



Swing door handle used on systems that incorporate daily-use doors. Choose from Satin Chrome, White, Brushed Chrome, Bronze, and Black.

Aria



Swing door handle used on systems that incorporate daily-use doors. Choose from Satin Chrome, White, Brushed Chrome, Bronze, and Black.

Acacia



Swing door handle used on systems that incorporate daily-use doors. Choose from Satin Chrome, White, Brushed Chrome, Bronze, and Black.

Aria




Swing door handle used on systems that incorporate daily-use doors. Choose from Satin Chrome, White, Brushed Chrome, Bronze, and Black.

Summit



An alternate swing door handle used on systems that incorporate daily-use doors. Choose from Satin Chrome, White, Silver, Brushed Chrome, Brass, Bronze, Black.

Verona




ADA-compliant swing door handle used on systems that incorporate daily-use doors. Choose from Satin Chrome, White, Brushed Chrome, and Bronze and Black.

Summit



An alternate swing door handle used on systems that incorporate daily-use doors. Choose from Satin Chrome, White, Silver, Brushed Chrome, Brass, Bronze, Black.

Verona



ADA-compliant swing door handle used on systems that incorporate daily-use doors. Choose from Satin Chrome, White, Brushed Chrome, and Bronze and Black.



# FRENCH & PIVOT DOOR HANDLE OPTIONS

Choose from several throw and swing door handle designs for your French or Pivot Door System. Interested in selecting a handle not pictured below? Our engineering & design team is here to assist you with further customizable options!

## Acacia



Swing door handle used on systems that incorporate daily-use doors. Choose from Satin Chrome, White, Brushed Chrome, Bronze, and Black.

## Aria



Swing door handle used on systems that incorporate daily-use doors. Choose from Satin Chrome, White, Brushed Chrome, Bronze, and Black.

## Summit




An alternate swing door handle used on systems that incorporate daily-use doors. Choose from Satin Chrome, White, Silver, Brushed Chrome, Brass, Bronze, Black.

## Verona



ADA-compliant swing door handle used on systems that incorporate daily-use doors. Choose from Satin Chrome, White, Brushed Chrome, and Bronze and Black.

## Crest



Swing door handle available on our French Door Systems. The finish is powder coated to match the system.

## Ladder Pull



Available for Pivot Doors in Matte Black, Brushed or Polished Stainless Finish.

# WINDOW HANDLE OPTIONS

Panda offers three handle options for our Window Systems. Interested in selecting a handle not pictured below? Our engineering & design team is here to assist you with further customizable options!

## Bas



Available for outswing systems. This handle comes standard in black.

## Cremone



This handle comes standard in black (RAL 9009) but can instead be powder coated to match the system.

## Prima



This handle comes standard in silver or black, but can instead be powder coated to match the system.

# TS.X0 HANDLE



## Panda-V

To best compliment the system, the TS.X0 supports a sleek yet minimal Panda-V handle that neither protrudes or detracts from the overall aesthetic. The handle can be powder coated to match the system's finish.

# 2019 WINDOWS & DOORS BROCHURE





THE ART OF LUXURY



3415 Bellington Road  
N. Las Vegas, NV 89030  
(702) 643-5700

[www.panda-windows.com](http://www.panda-windows.com)