

MULTI-SLIDE DOORS

The Architects' Choice

 TECHNICAL INFORMATION



 **PANDA**
WINDOWS & DOORS



MULTI-SLIDE DOORS

What is a Multi-Slide Door?

Also known as sliding doors or telescoping doors, Multi-Slide Door Systems are ideal for opening up large expanses. The system is composed of several panels that slide and stack to one or both sides of an opening or are concealed entirely within a pocket. The number of panels included in one system is virtually unlimited!

Applications and Uses

Multi-Slide Door Systems are able to open an entryway as much as 100% when pocketing (storing) the doors. Fully customizable, Multi-Slide Door Systems are state-of-the-art, high-quality and easy-to-use.

Features and Benefits

- A 'bottom-running' system means all of the system's weight is carried on the bottom track.
- European hardware and Delrin polymer rollers allow the system to roll smoothly, keeping the rollers from developing a flat side over time.
- Steel rollers and hardware components are available

for coastal applications where corrosion from salt is a concern.

- Our unique 6063-T6 aluminum extrusions means Panda systems are more durable and reliable than our competitors', even with everyday use.
- Ability to maximize clear open space to 100% when pocketing (storing) the doors.
- State-of-the-art engineering means each panel can be operated with only a single finger, even when panels exceed 500lbs!
- Multi-point locks secure the door against forced entry.
- Varying profile thicknesses allow for the option of having a slimmer, more modern look.
- Multi-directional panel configurations are available.

Customizations

Panda fabricates every system according to your exact design and specifications. Choose from a variety of options for wood, track, handles, glass, finish and even curved systems.



FINISH OPTIONS




Wood

Panda offers many different species for our wood-clad and all-wood systems. Available options are: Stain Grade Pine, Paint Grade Poplar, African Mahogany, Clear Pine, Douglas Fir, Vertical Grain Douglas Fir, Maple, Birch, Cherry, Oak, Alder, Knotty Alder, Teak, and Walnut.

For options not listed or custom wood detailing requests, our team is ready to help meet your design goals!

****Wood-clad systems utilize several cam locking mechanisms for ease of maintenance and wood replacement.**



**True colors may appear different from finish options shown. Color samples available upon request.*

Powder Coat Finishes

Choose from numerous finish options to make your window or door system your very own. If you would like to create or match custom colors beyond the standard options, our team is ready to assist you!

Twenty-five powder coat finish options are available as standard AAMA 2604. Also available are AAMA 2605 powder coat, metallic/bonded powder coat, anodized, Kynar, and Duranar finishes. A two-tone color scheme is available for all thermally-broken systems. Rest assured, our team is here to help you choose the right finish for the environment in which your system will be installed!



Faux Wood

When your space needs more than a standard stock color, elevate your design with our wood grain textures.

In response to the growing demand for LEED and GREEN builds, Panda is proud to be one of the first companies in the United States to incorporate this cutting-edge design into our aluminum products.

Providing the look of wood and durability of aluminum, faux wood provides a no-compromise solution that will surely exceed all expectations!

TRACK OPTIONS

5/8" Surface Track


This track is available only for the S.81 and S.83 systems. Sill pan, weep drainage, and ramp options are also available. Installs directly on top of finished flooring or can be partially recessed, offering the most comprehensive protection from harsh weather conditions.

**** Even with the use of Drainage Tracks, prevention of water infiltration cannot be guaranteed in Multi-Slide systems under harsh weather conditions.**



9/16" Surface Track

This track is only available for the S.90 system. It can be installed directly on top of finished flooring or partially recessed. It comes with a 5/16" interior lip and offers protection from harsh weather conditions.



****2-1/2" Recessed Drainage Track**

This track is recommended for Multi-slides with shelter from the elements, as it does not offer comprehensive protection against harsh weather conditions. No drain option also available.



2-1/2" Recessed Track

This track is recommended for Multi-slides with shelter from the elements, as it does not offer comprehensive protection against harsh weather conditions.



1-1/4" Recessed Track

This track is recommended for applications with wood subflooring or post-tension concrete and where trenching to install a track is not possible. This track is intended for Multi-slide Door Systems that do not require comprehensive protection against harsh weather conditions.



****1-1/4" Recessed Drainage Track**

This track is recommended for applications with wood sub-flooring or post-tension concrete, where trenching to install a track is not possible. It is recommended for Multi-slides with shelter from the elements, as it does not offer comprehensive protection against harsh weather conditions.



HANDLE OPTIONS

Choose from several handle designs and finishes for your Multi-Slide Door System. Interested in selecting a handle not pictured below? Our engineering & design team is here to assist you with further customizable options!

Cremone



This handle comes standard in black (RAL 9009), but can also be powder coated to match the system. Please note, this handle is available only for the S.81 and TS.83 systems.

Tower



This handle is recessed into the panel and is intended for applications where the door is pocketed with no additional space for handle depth. Please note, this handle is available only for the S.81 and TS.83 systems.

Recessed



This handle is recessed into the panel and is intended for applications where the door is pocketed with no additional space for handle depth. Please note, this handle is available only for the S.81 and TS.83 systems.

Flush




This handle is recessed into the panel and is intended for applications where the door is pocketed with no additional space for handle depth. This handle comes standard in black, or silver. Please note, this handle is available for the S.90 and also the S.39 and S.90 screens.

GLASS OPTIONS

Low-E glass comes standard for all units. If you require a specific Low-E or no Low-E option, we will be happy to advise you on the best type of glass for your project!

*Please note:
For multi-slide systems, TS.83 has the option for triple-pane glass.



RADIUS

Panda is pleased to offer a truly curved Multi-Slide Door System, also known as a radius system. With a number of different radius systems available, Panda is ready to work with you to design, customize, and build the right system for your project!



Did You Know?


The largest Multi-Slide system Panda has built to date measures 4 feet wide x 15 feet tall per panel!

STILES/PANEL INFO


Model	Material & Construction	Panel Thickness	Stile & Rail Profile
S.81 Aluminum	Aluminum extrusions with wall thickness of up to 1/8".	1 15/16"	3 3/4"
TS.83 Aluminum Thermally Broken Slim Profile	Strength of aluminum combined with performance and elegance.	1 7/8"	3 5/16" 4" Interlock
S.90 Aluminum Slim Profile	Slim profile with the strength of aluminum.	1 1/4"	2 5/8"

Point your phone camera at the QR codes to view the Tech Sheets!


S.81 Aluminum



TS.83 Aluminum Thermally Broken Slim Profile



S.90 Aluminum Slim Profile



***** Point your Phone Camera here to view the Multi-Slide door animation!***

